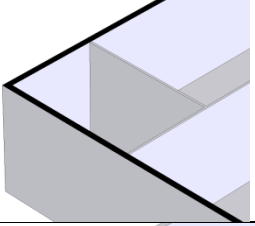

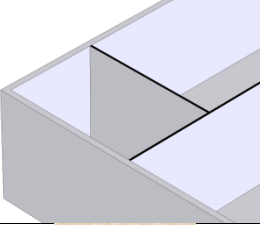




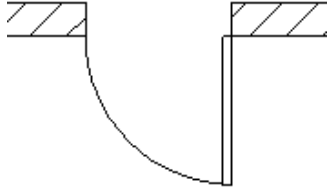

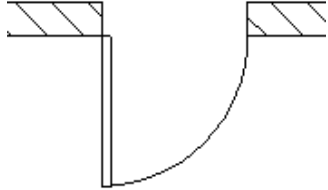

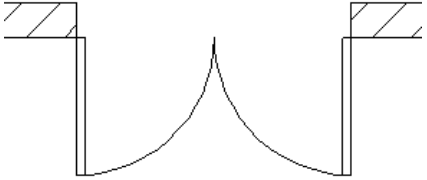

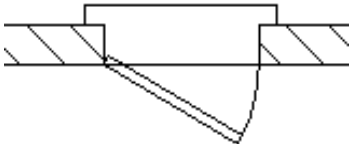



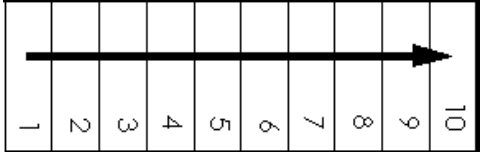

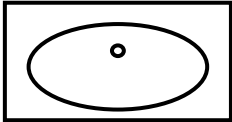

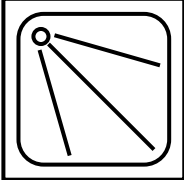



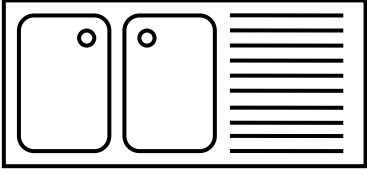

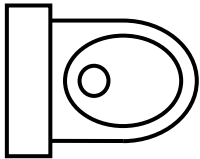




Image	Nom	Symbole sur le plan
	Mur	
	Cloison	
	Ouverture (sans porte)	
	Porte en tirant poignée à gauche	
	Porte en tirant poignée à droite	
	Porte fenêtre à deux battants	
	Fenêtre à un battant	

	<p>Fenêtre à deux battants</p>	
	<p>Escalier</p>	
	<p>Lavabo</p>	
	<p>Douche</p>	
	<p>Baignoire</p>	
	<p>Évier</p>	
	<p>WC</p>	

A retenir : Les symboles représentés sur un plan de pièces, sont utiles pour les professionnels et les particuliers. Ils permettent d'apporter les informations nécessaires pour la construction et l'aménagement de pièces.