


# MIT PAINT



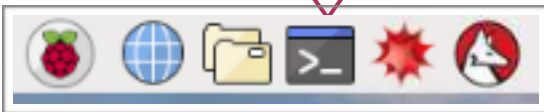
## Comment installer le logiciel MIT PAINT ?



<http://mtpaint.sourceforge.net/>

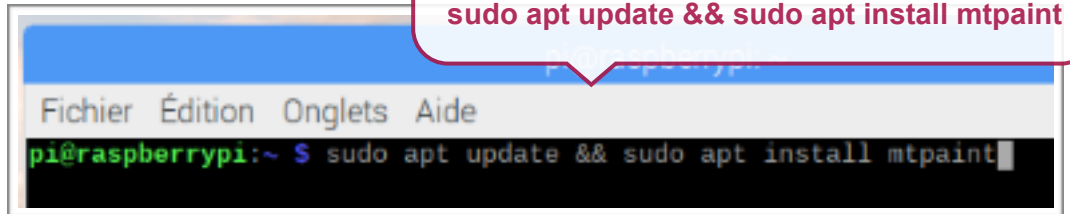
1

Ouvrir le terminal.



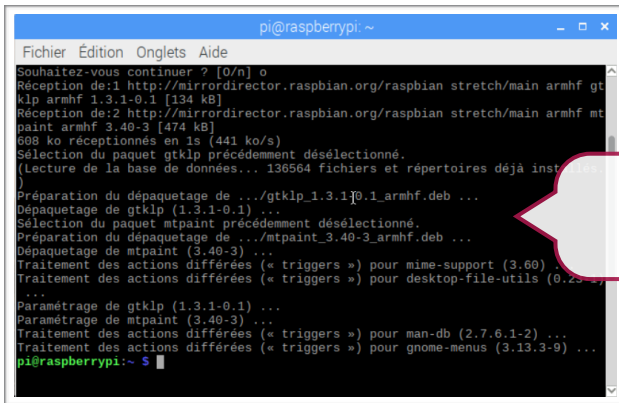
2

Taper la commande :  
`sudo apt update && sudo apt install mtpaint`



3

Contrôler l'avancement de l'installation



4

Lancer le logiciel :  
Framboise --> Graphisme --> mtPaint

